



# CONTOUR® ELECTROL®

Automatic Electric Projection Screen Model

## SPECIFICATION DATA

DA-LITE SCREEN COMPANY, INC.  
 3100 North Detroit Street  
 Post Office Box 137  
 Warsaw, Indiana 46581-0137  
 Phone: 574-267-8101  
 800-622-3737  
 Fax: 574-267-7804  
 Toll Free Fax: 877-325-4832  
 www.da-lite.com  
 e-mail: info@da-lite.com

**SUGGESTED SPECIFICATIONS:** \_\_\_\_\_ projection screen(s), \_\_\_\_\_ (H) x \_\_\_\_\_ (W), electrically operated 120 volt (60 Hz) not more than 2.4 amp. Shall have specially designed motor mounted inside the roller, to be three wire with ground, quick reversal type, oiled for life, with automatic thermal overload cutout, integral gears, capacitor and an electric brake to prevent coasting. To have preset but adjustable limit switches to automatically stop the picture surface in the "up" and "down" positions. Junction box shall be integrated into the housing making it possible to install the housing and wire to the building's electrical system during construction. The junction box shall contain a quick connect connector that is mounted in the housing for easy plug-in connection to the motorized fabric and roller assembly. The motorized fabric and roller assembly may be installed in the case at the factory or at a later time at the job site. The roller to be of rigid metal. Roller mounting brackets to be adjustable to allow centering or offsetting of the screen within the case. Screen case to be a two piece design made of extruded aluminum. Case to be finished in white lightly textured powder coat. Screen fabric to be a flame retardant and mildew resistant fiberglass with black masking borders standard. Bottom of fabric shall be formed into a pocket holding a metal rod. Screen to include a three-position control switch and cover plate. Screen to be listed by Underwriters' Laboratories.



### VIDEO (NTSC 4:3) FORMAT DIMENSIONS (2" standard black drop at top)

| Viewing Area |           | Nominal Diagonal |     | Overall Length of Case |     | Approx. Ship. Wt. |      |
|--------------|-----------|------------------|-----|------------------------|-----|-------------------|------|
| In.          | Cm        | In.              | Cm  | In.                    | Cm  | Lbs.              | Kg   |
| 43" x 57"    | 109 x 145 | 72"              | 183 | 69¾"                   | 177 | 44                | 20.0 |
| 50" x 67"    | 127 x 170 | 84"              | 213 | 79¾"                   | 203 | 51                | 23.1 |
| 57" x 77"    | 145 x 196 | 96"              | 244 | 93¾"                   | 238 | 53                | 24.0 |
| 60" x 80"    | 152 x 203 | 100"             | 254 | 93¾"                   | 238 | 56                | 25.4 |
| 69" x 92"    | 175 x 234 | 120"             | 305 | 105¾"                  | 269 | 66                | 29.9 |
| 87" x 116"   | 221 x 295 | 150"             | 381 | 129¾"                  | 330 | 95                | 43.1 |
| 105" x 140"  | 267 x 356 | 180"             | 457 | 153¾"                  | 391 | 119               | 54.0 |
| 120" x 160"  | 305 x 406 | 200"             | 508 | 173¾"                  | 441 | 143               | 64.9 |

### HDTV (16:9) FORMAT DIMENSIONS (2" standard black drop at top)

| Viewing Area |           | Nominal Diagonal |     | Overall Length of Case |     | Approx. Ship. Wt. |      |
|--------------|-----------|------------------|-----|------------------------|-----|-------------------|------|
| In.          | Cm        | In.              | Cm  | In.                    | Cm  | Lbs.              | Kg   |
| 45" x 80"    | 114 x 203 | 92"              | 234 | 93¾"                   | 238 | 56                | 25.4 |
| 52" x 92"    | 132 x 234 | 106"             | 269 | 105¾"                  | 269 | 76                | 34.5 |
| 54" x 96"    | 137 x 244 | 110"             | 279 | 109¾"                  | 279 | 77                | 34.9 |
| 58" x 104"   | 147 x 264 | 119"             | 302 | 117¾"                  | 299 | 83                | 37.6 |
| 65" x 116"   | 165 x 295 | 133"             | 338 | 129¾"                  | 330 | 93                | 42.2 |
| 78" x 139"   | 198 x 353 | 159"             | 404 | 153¾"                  | 391 | 105               | 47.6 |
| 90" x 160"   | 229 x 406 | 184"             | 467 | 173¾"                  | 441 | 125               | 56.7 |

### 16:10 WIDE FORMAT DIMENSIONS (2" standard black drop at top)

| Viewing Area |           | Nominal Diagonal |     | Overall Length of Case |     | Approx. Ship. Wt. |      |
|--------------|-----------|------------------|-----|------------------------|-----|-------------------|------|
| In.          | Cm        | In.              | Cm  | In.                    | Cm  | Lbs.              | Kg   |
| 50" x 80"    | 127 x 203 | 94"              | 239 | 93¾"                   | 238 | 56                | 25.4 |
| 60" x 96"    | 152 x 244 | 113"             | 287 | 109¾"                  | 279 | 80                | 36.3 |
| 69" x 110"   | 175 x 279 | 130"             | 330 | 123¾"                  | 314 | 90                | 40.8 |
| 87" x 139"   | 221 x 353 | 164"             | 417 | 153¾"                  | 391 | 105               | 47.6 |

### SQUARE FORMAT DIMENSIONS (screens with ^ have 2" standard black drop at top)

| Sizes      |           | Overall Length of Case |     | Approx. Ship. Wt. |      |
|------------|-----------|------------------------|-----|-------------------|------|
| H x W      | Cm        | In.                    | Cm  | Lbs.              | Kg   |
| 50" x 50"  | 127 x 127 | 59¾"                   | 152 | 39                | 17.7 |
| 60" x 60"  | 152 x 152 | 69¾"                   | 177 | 47                | 21.3 |
| 70" x 70"  | 178 x 178 | 79¾"                   | 203 | 52                | 23.6 |
| 84" x 84"  | 213 x 213 | 93¾"                   | 238 | 62                | 28.1 |
| 6' x 8'^   | 183 x 244 | 105¾"                  | 269 | 66                | 29.9 |
| 8' x 8'    | 244 x 244 | 105¾"                  | 269 | 66                | 29.9 |
| 7' x 9'^   | 213 x 274 | 117¾"                  | 299 | 68                | 30.8 |
| 9' x 9'^   | 274 x 274 | 117¾"                  | 299 | 79                | 35.8 |
| 8' x 10'^  | 244 x 305 | 129¾"                  | 330 | 95                | 43.1 |
| 10' x 10'^ | 305 x 305 | 129¾"                  | 330 | 101               | 45.8 |
| 9' x 12'^  | 274 x 366 | 153¾"                  | 391 | 119               | 54.0 |
| 12' x 12'  | 366 x 366 | 153¾"                  | 391 | 128               | 58.1 |

Overall case length dimensions ±¼" (6 mm).  
 Detail dimensional drawings, wiring diagrams and installation instructions available upon request.  
 Specifications subject to change without notice.  
 Custom formats and sizes available upon request.

**Matte White:** Horizontal seam required when both dimensions exceed 10'.

**High Contrast Matte White:** Available in sizes where both dimensions do not exceed 10'.





**Video Spectra 1.5:** Available in sizes where both dimensions do not exceed 8'.

**High Power®:** Available in sizes up to and including 9' x 12'. Horizontal seam required when both dimensions exceed 6'.

**WHEN ORDERING, MARK APPROPRIATE SELECTIONS:**

Select size from charts on the other side.

**Select viewing surface:**

- Matte White 
- High Contrast Matte White 
- High Power® 
- Video Spectra 1.5 

 GREENGUARD® and GREENGUARD® Children and Schools Certified.

**Optional Accessories:**

- Extra Drop available to lower picture area more than normal. Specify total drop at top \_\_\_\_\_ (black or white) or at bottom \_\_\_\_\_ (black or white). 13' maximum total surface height including picture area.
- No borders (Black masking borders standard).
- Single Motor Low Voltage Control (LVC) – external.
- Single Motor Low Voltage Control (LVC) – built-in.
- Wireless Remote Control for LVC.
  - Radio Frequency Remote
    - Radio Frequency Range Extender available
  - Infrared Remote
- Silent Motor.
- Silent Motor with Integrated LVC.
- Key Locking Cover Plate for 120 V Switch or LVC.
- Key Operated Switch for 120 V only (Note: Cannot be used with LVC).
- 220 Volt (50 Hz) Motor.
- Video Projector Interface Control - external.
- Video Projector Interface Control - built-in (adds 3¾" to case length of 220V motor version only).
- SCB-100 RS-232 Serial Control Board - external.
  - NET-100 Ethernet-Serial Adapter
- SCB-100 RS-232 Serial Control Board - built-in (adds 3¾" to length of case).
  - NET-100 Ethernet-Serial Adapter

|             |       |
|-------------|-------|
| Project:    | _____ |
|             | _____ |
| Architect:  | _____ |
| Phone:      | _____ |
| Contractor: | _____ |
| Phone:      | _____ |
| Supervisor: | _____ |
| Phone:      | _____ |
| Supplier:   | _____ |
| Date:       | _____ |
| Revised:    | _____ |

- SCB-200 RS-232 Serial Control Board - built-in (adds 3¾" to length of case).
  - NET-200 Ethernet-Serial Adapter
  - WC-200 Wall Controller
  - IR-200 Infrared Remote
- Veneer Case Cover (Choose from seven standard veneers).
  - Light Oak
  - Medium Oak
  - Natural Walnut
  - Heritage Walnut
  - Mahogany
  - Cherry
  - Honey Maple
- Graphite case color.
- Black case (white standard).

**CONTOUR® ELECTROL®**

**METHODS OF INSTALLATION**

