

COSMOPOLITAN® ELECTROL®

Wall or Ceiling Mounted Electric Projection Screen

When ordering, make appropriate selections:

- Select size from charts at the lower right.
- Select viewing surface:
 - Matte White
 - High Contrast Matte White
 - Video Spectra 1.5
 - High Power
 GREENGUARD® and GREENGUARD® Children and Schools Certified.



- High quality electric screen.
- Easy to install.
- Patented mounting system for in-the-roller motor.

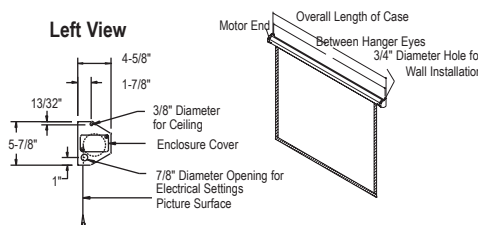
SUGGESTED SPECIFICATIONS:

_____ projection screen(s),
 _____ (H) x _____ (W),
 electrically operated 120 volt (60 Hz) not more than 2.4 amp. Shall have specially designed motor mounted inside the roller, to be three wire with ground quick reversal type, oiled for life, with automatic thermal overload cut-out, integral gears, capacitor and an electric brake to prevent coasting. To have pre-set but adjustable limit switches to automatically stop picture surface in the "up" and "down" positions. The roller to be of rigid metal. Screen fabric to be flame retardant and mildew resistant fiberglass with black masking borders standard. Bottom of fabric shall be formed into a pocket holding a metal rod. Case to be powder coated white 21-gauge steel, hexagon in shape with flat back to prevent scraping fabric. Case end caps to be heavy duty, allowing no exposed roller pins. End caps shall form sturdy brackets for wall or ceiling installation. To be complete with three position control switch with cover plate. Screen to be listed by Underwriters' Laboratories.

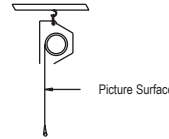


Matte White: Seamless in all standard sizes.
 Video Spectra 1.5 and High Contrast Matte White: Available in sizes where both dimensions do not exceed 8'.
 High Power*: Available in sizes up to 9' x 12'. Horizontal seams required when both dimensions exceed 6'.

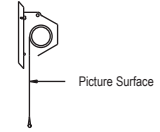
Detailed dimensional drawings, wiring diagrams and installation instructions available upon request. Specifications subject to change without notice.



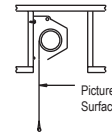
Ceiling Mounted



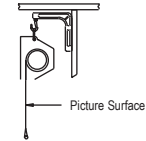
Wall-Mounted



Concealed



Use No. 6 Brackets To Hang Behind Beam Or Valance



- Options:
 - Extra Drop available to lower picture area more than normal. Specify total drop at top _____ (black or white) or at bottom _____ (black or white). 13' maximum total surface height including picture area.
 - No borders (Black masking borders standard).
 - Single Motor Low Voltage Control (LVC) - external.
 - Single Motor Low Voltage Control (LVC) - built-in.
 - Wireless Remote Control for LVC.
 - Radio Frequency Remote
 - Radio Frequency Range Extender available
 - Infrared Remote
 - Silent Motor.
 - Silent Motor with Integrated LVC.
 - Key Locking Cover Plate for 120V Switch or LVC Switch.
 - Key Operated Switch for 120V only (Note: Cannot be used with LVC).
 - 220 Volt (50 Hz) Motor.
 - No. 6 Wall Bracket - 6" non-adjustable extension brackets (75# maximum per pair) (black or white).
 - Ceiling Trim Kit. Built in LVC recommended.
 - Video Projector Interface Control - external.
 - Floating Mounting Bracket. Recommended for drywall installations (black or white).
 - Veneer Frame Finish (Choose from seven standard veneers).
 - Light Oak
 - Medium Oak
 - Natural Walnut
 - Heritage Walnut
 - Mahogany
 - Cherry
 - Honey Maple
 - External SCB-100 - RS-232 Serial Control Board
 - NET-100 Ethernet-Serial Adapter
 - Black case (white standard).

4:3 VIDEO FORMAT DIMENSIONS (2" standard black drop at top)

Viewing Area H x W	Nominal Diagonal	Overall Case Length	Between Hanger Eyes	Approx. Shipping Wt. Lbs.
43" x 57"	72"	68"	66½"	37
50" x 67"	84"	78"	76½"	41
57" x 77"	96"	92"	90½"	48
60" x 80"	100"	92"	90½"	48
69" x 92"	120"	104"	102½"	52
87" x 116"	150"	128"	126½"	75
105" x 140"	180"	152"	150½"	92

16:9 HDTV FORMAT DIMENSIONS (2" standard black drop at top)

Viewing Area H x W	Nominal Diagonal	Overall Case Length	Between Hanger Eyes	Approx. Shipping Wt. Lbs.
45" x 80"	92"	92"	90½"	48
52" x 92"	106"	104"	102½"	51
54" x 96"	110"	108"	106½"	53
58" x 104"	119"	116"	114½"	56
65" x 116"	133"	128"	126½"	65
78" x 139"	159"	152"	150½"	85

16:10 WIDE FORMAT DIMENSIONS (2" standard black drop at top)

Viewing Area H x W	Nominal Diagonal	Overall Case Length	Between Hanger Eyes	Approx. Shipping Wt. Lbs.
50" x 80"	94"	92"	90½"	48
60" x 96"	113"	108"	106½"	53
69" x 110"	130"	122"	102½"	61
87" x 139"	164"	152"	150½"	85

SQUARE FORMAT DIMENSIONS (screens with ^ have 2" standard black drop at top)

Sizes H x W	Overall Case Length	Between Hanger Eyes	Approx. Shipping Wt. Lbs.
50" x 50"	58"	56½"	33
60" x 60"	68"	66½"	38
70" x 70"	78"	76½"	41
84" x 84"	92"	90½"	49
6' x 8'^A	104"	102½"	52
8' x 8'	104"	102½"	55
7' x 9'^A	116"	114½"	57
9' x 9'^A	116"	114½"	62
8' x 10'^A	128"	126½"	75
10' x 10'^A	128"	126½"	78
9' x 12'^A	152"	150½"	92

Overall case length dimensions ±¼".
 Note: Custom formats and sizes available upon request.