

## MODEL C

### Spring Roller Type Screen

When ordering, make appropriate selections:

- Select size from charts at the lower right.
- Select viewing surface:
  - Matte White
  - High Contrast Matte White
  - Video Spectra 1.5
  - High Power
  - Silver Matte
  - GREENGUARD® and GREENGUARD® Children and Schools Certified.



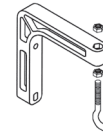
- Largest available pull-down projection screen.
- Manual screen for wall or ceiling mount applications.
- 3" diameter steel spring roller with ball bearings for easy operation.

### SUGGESTED SPECIFICATIONS:

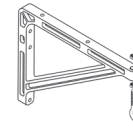
\_\_\_\_\_ projection screen(s), \_\_\_\_\_ (H) x \_\_\_\_\_ (W), wall or ceiling mounting type. To have black masking borders standard on flame retardant and mildew resistant fiberglass fabric, mounted on a ball bearing rigid steel spring roller. Fabric to be permanently attached to roller. To have powder coated white 21-gauge steel case with flat back design. To have heavy-duty end caps concealing roller ends with steel inner plates to support roller and provide added case strength. End caps shall form sturdy brackets for wall or ceiling installations. Bottom of screen shall be formed into pocket holding tubular metal slat. A steel pull bail shall be attached to the slat. The ends of the slat shall be protected by heavy duty plastic caps. Bumper stops shall be built into case to prevent slat wedging inside case. A 6" pull cord with plastic knob is included.

Matte White: Horizontal seam required when both dimensions exceed 10'.  
Video Spectra 1.5, High Contrast Matte White and Silver Matte: Available in sizes where both dimensions do not exceed 8'.  
High Power: Available in sizes up to 9'x12'. Horizontal seam required when both dimensions exceed 6'.

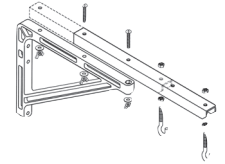
Detailed dimensional drawings, wiring diagrams and installation instructions available upon request. Specifications subject to change without notice.



No. 6 Wall Bracket. Non-adjustable, permits screen to extend 6" from wall.



No. 11 Wall Bracket. Non-adjustable, permits screen to extend 10" or 14" from wall.



No. 23 Wall Bracket. Adjustable, permits screen to extend 10", 14", 15-3/4", 18-1/4", 20" or 24" from wall by wing nut and bolt adjustment.

### 4:3 VIDEO FORMAT DIMENSIONS (2" standard black drop at top)

Viewing Area H x W	Nominal Diagonal	Overall Case Length	Between Hanger Eyes	Approx. Shipping Wt. Lbs.
43" x 57"	72"	63 <sup>3</sup> / <sub>16</sub> "	61 <sup>5</sup> / <sub>16</sub> "	33
50" x 67"	84"	73 <sup>1</sup> / <sub>16</sub> "	71 <sup>5</sup> / <sub>16</sub> "	36
60" x 80"	100"	87 <sup>5</sup> / <sub>16</sub> "	85 <sup>13</sup> / <sub>16</sub> "	42
69" x 92"	120"	99 <sup>5</sup> / <sub>16</sub> "	97 <sup>13</sup> / <sub>16</sub> "	50
87" x 116"	150"	123 <sup>5</sup> / <sub>16</sub> "	121 <sup>13</sup> / <sub>16</sub> "	58
105" x 140"	180"	147 <sup>5</sup> / <sub>16</sub> "	145 <sup>13</sup> / <sub>16</sub> "	69
120" x 160"	200"	167 <sup>5</sup> / <sub>16</sub> "	165 <sup>13</sup> / <sub>16</sub> "	74

### 16:9 HDTV FORMAT DIMENSIONS (2" standard black drop at top)

Viewing Area H x W	Nominal Diagonal	Overall Case Length	Between Hanger Eyes	Approx. Shipping Wt. Lbs.
45" x 80"	92"	87 <sup>5</sup> / <sub>16</sub> "	85 <sup>13</sup> / <sub>16</sub> "	42
52" x 92"	106"	99 <sup>5</sup> / <sub>16</sub> "	97 <sup>13</sup> / <sub>16</sub> "	49
54" x 96"	110"	103 <sup>5</sup> / <sub>16</sub> "	101 <sup>13</sup> / <sub>16</sub> "	51
58" x 104"	119"	111 <sup>5</sup> / <sub>16</sub> "	109 <sup>13</sup> / <sub>16</sub> "	55
65" x 116"	133"	123 <sup>5</sup> / <sub>16</sub> "	121 <sup>13</sup> / <sub>16</sub> "	62
78" x 139"	159"	147 <sup>5</sup> / <sub>16</sub> "	145 <sup>13</sup> / <sub>16</sub> "	69

### 16:10 WIDE FORMAT DIMENSIONS (2" standard black drop at top)

Viewing Area H x W	Nominal Diagonal	Overall Case Length	Between Hanger Eyes	Approx. Shipping Wt. Lbs.
50" x 80"	94"	87 <sup>5</sup> / <sub>16</sub> "	85 <sup>13</sup> / <sub>16</sub> "	49
60" x 96"	113"	103 <sup>5</sup> / <sub>16</sub> "	101 <sup>13</sup> / <sub>16</sub> "	55
69" x 110"	130"	117 <sup>5</sup> / <sub>16</sub> "	115 <sup>13</sup> / <sub>16</sub> "	65
87" x 139"	164"	147 <sup>5</sup> / <sub>16</sub> "	145 <sup>13</sup> / <sub>16</sub> "	83


### SQUARE FORMAT DIMENSIONS (screens with ^ have 2" standard black drop at top)

Sizes H x W	Overall Case Length	Between Hanger Eyes	Approx. Shipping Wt. Lbs.
*50" x 50"	53 <sup>1</sup> / <sub>16</sub> "	51 <sup>5</sup> / <sub>16</sub> "	29
60" x 60"	63 <sup>1</sup> / <sub>16</sub> "	61 <sup>5</sup> / <sub>16</sub> "	34
70" x 70"	73 <sup>1</sup> / <sub>16</sub> "	71 <sup>5</sup> / <sub>16</sub> "	38
72" x 72"	75 <sup>1</sup> / <sub>16</sub> "	73 <sup>5</sup> / <sub>16</sub> "	40
84" x 84"	87 <sup>5</sup> / <sub>16</sub> "	85 <sup>13</sup> / <sub>16</sub> "	44
6' x 8'^A	99 <sup>5</sup> / <sub>16</sub> "	97 <sup>13</sup> / <sub>16</sub> "	48
8' x 8'	99 <sup>5</sup> / <sub>16</sub> "	97 <sup>13</sup> / <sub>16</sub> "	50
7' x 9'^A	111 <sup>5</sup> / <sub>16</sub> "	109 <sup>13</sup> / <sub>16</sub> "	56
9' x 9'^A	111 <sup>5</sup> / <sub>16</sub> "	109 <sup>13</sup> / <sub>16</sub> "	58
8' x 10'^A	123 <sup>5</sup> / <sub>16</sub> "	121 <sup>13</sup> / <sub>16</sub> "	63
10' x 10'^A	123 <sup>5</sup> / <sub>16</sub> "	121 <sup>13</sup> / <sub>16</sub> "	65
9' x 12'^A	147 <sup>5</sup> / <sub>16</sub> "	145 <sup>13</sup> / <sub>16</sub> "	71
12' x 12'	147 <sup>5</sup> / <sub>16</sub> "	145 <sup>13</sup> / <sub>16</sub> "	79

Overall case length dimensions ±1/4".

\*Size not available with CSR.

Note: Custom formats and sizes available upon request.



### Model C With CSR (Controlled Screen Return)

The CSR (Controlled Screen Return) will allow operator to release screen from the full down position. The screen will "fast travel" to within approximately 2' of the case. The screen will then slow down and coast into the case without damage to the fabric.

