


The Da-Lite Difference.



**Operating Instructions for
MODEL B® WITH CSR
(CONTROLLED SCREEN RETURN)**



DA-LITE SCREEN COMPANY, INC.

3100 North Detroit Street
Post Office Box 137
Warsaw, Indiana 46581-0137
Phone: 574-267-8101
800-622-3737
Fax: 574-267-7804
Toll Free Fax: 877-325-4832
www.da-lite.com
e-mail: info@da-lite.com

YOU HAVE MADE A WISE SELECTION...

in choosing a Da-Lite projection screen designed and engineered to produce the sharpest, most pleasing pictures with the maximum convenience.

PROTECT YOUR SCREEN by keeping it rolled in its protective case when not in use. Always examine both front and back of surface before re-rolling into case to make certain screen is free of dust, dirt or other foreign matter. Use a very soft duster to gently remove any foreign particles.

INSTALLATION

Care in mounting and care in correct operation will mean a long and satisfactory life for your Da-Lite wall/ceiling screen. Locate the screen where the audience can best see it and where other furnishings in the room permit. Mount the screen so that bottom of picture surface, when fully extended, will be above the heads of viewers.

BUILT-IN HANGERS

Da-Lite wall/ceiling screens may be mounted on a wall, map rail, suspended from ceiling or extension brackets. Wall screens must be mounted level and with the case-back parallel to the wall.

FOR WALL MOUNTING –

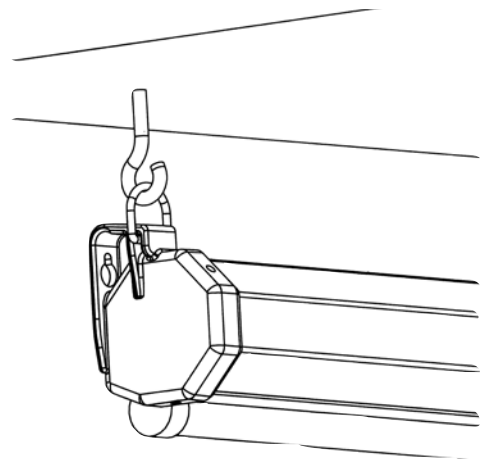
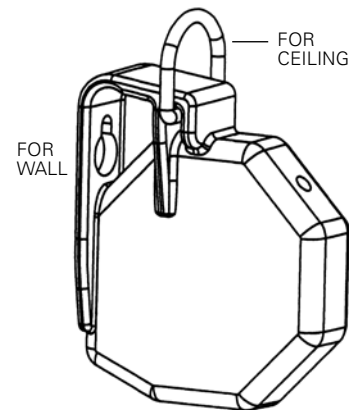
Use the keyhole slot at the back of the hanging bracket for flush wall suspension. Position screws or other fasteners into the wall and hang screen by using the slots.

FOR MAP RAIL MOUNTING –

Use keyhole slots in flat brackets. Do not use "D" rings.

FOR CEILING SUSPENSION

If the screen is to be ceiling mounted, two screw hooks should be placed in a beam or other solid surface. For drop ceilings, Da-Lite's T-Bar Clips may be purchased.



OPERATING INSTRUCTIONS

TO LOWER PICTURE SURFACE

Pull screen down all the way. HESITATE – then allow screen to retract VERY SLOWLY until it locks in place.

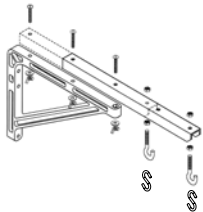
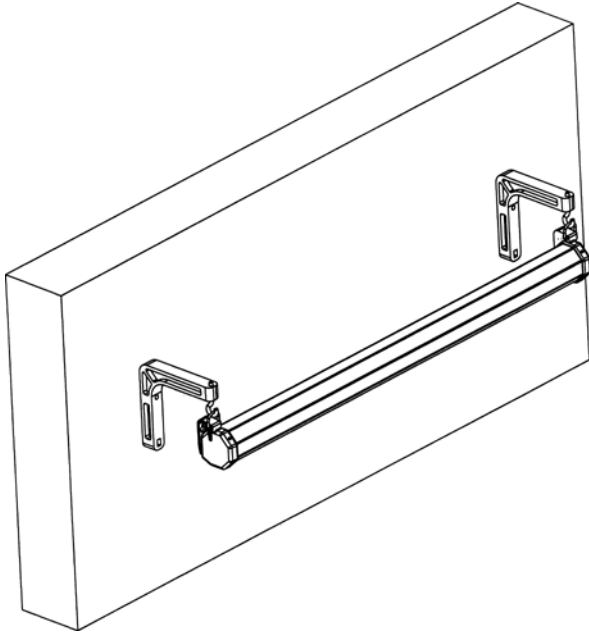
TO RAISE PICTURE SURFACE

Pull down on the pull bail, then release quickly. The screen will retract gently into the case.

SCREEN ACCESSORIES

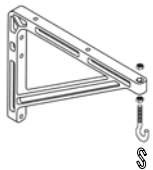
WALL BRACKETS (75# per pair maximum)

Da-Lite No. 6 and No. 11 Non-adjustable wall brackets and No. 23 adjustable extension wall brackets are ideal for keystone elimination, clearance, or corner mounting. The screen brackets should be fastened to the studding or other solid surface and not in the plaster only. Suspend screen from "D" rings.



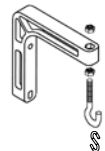
No. 23 ADJUSTABLE WALL BRACKETS

Screen can be extended 10", 14", 15 $\frac{3}{4}$ ", 18 $\frac{1}{4}$ ", 20" or 24" from wall by wing nut and bolt adjustment.



No. 11 WALL BRACKETS

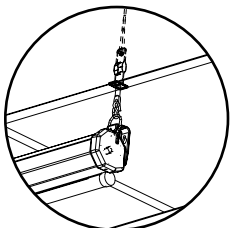
Screen can be extended 10" or 14" from wall by changing position of bracket.



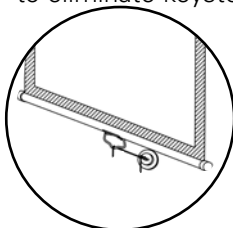
No. 6 WALL BRACKETS

Screen can be extended 6" from wall.

T-BAR CLIP
For Dropped Ceilings
50 lb. max. load capacity.



TILT LOCK
For Keystone Elimination
Holds back bottom of screen in tilted position to eliminate keystoneing.



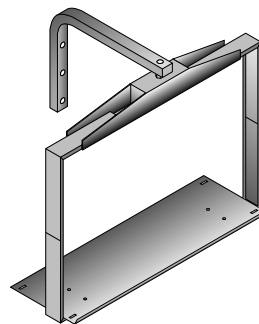
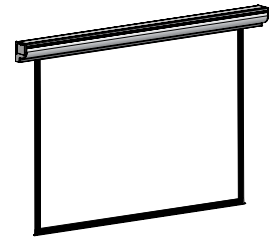
QUALITY FEATURES FOR BETTER PICTURES, EASIER OPERATION, LONGER LIFE

- Exclusive Camlok® Roller System
- Attractively styled
- Easily installed
- Economically priced
- Completely self-storing
- Ideal for houses of worship, schools, family centers and industrial training rooms.


For the finest in film and video projection

DA-LITE IS MORE THAN PROJECTION SCREENS

Da-Lite Tripod, Wall and Ceiling and Electric Screens




Da-Lite
Monitor Mounts



Da-Lite Lecterns



Da-Lite
Project-O-Stands
and Easels



**LIMITED ONE YEAR WARRANTY
ON DA-LITE PRESENTATION PRODUCTS**

Da-Lite Screen Company, Inc. warrants its products to the original purchaser only, to be free from defects in materials and workmanship for a period of one (1) year from the date of purchase by the original purchaser provided they are properly operated according to Da-Lite's instructions and are not damaged due to improper handling or treatment after shipment from the factory.

This warranty does not apply to equipment showing evidence of misuse, abuse or accidental damage, or which has been tampered with or repaired by a person other than authorized Da-Lite personnel.

Da-Lite's sole obligation under this warranty shall be to repair or to replace (at Da-Lite's option) the defective part of the merchandise. Returns for service should be made to your Da-Lite dealer. If it is necessary for the dealer to return the screen or part to Da-Lite, transportation expenses to and from Da-Lite are payable by the purchaser and Da-Lite is not responsible for damage in shipment. To protect yourself against damage or loss in transit, insure the product and prepay all transportation expenses.

THIS WARRANTY IS IN LIEU OF ALL OTHER WARRANTIES, EXPRESS OR IMPLIED, INCLUDING WARRANTIES AS TO FITNESS FOR USE AND MERCHANT ABILITY. Any implied warranties of fitness for use, or merchantability, that may be mandated by statute or rule of law are limited to the one (1) year warranty period. This warranty gives you specific legal rights, and you may also have other rights, which vary from state-to-state. **NO LIABILITY IS ASSUMED FOR EXPENSES OR DAMAGES RESULTING FROM INTERRUPTION IN OPERATION OF EQUIPMENT, OR FOR INCIDENTAL, DIRECT, OR CONSEQUENTIAL DAMAGES OF ANY NATURE.**

In the event that there is a defect in materials or workmanship of a Da-Lite product, you may contact our Sales Partners at PO Box 137, Warsaw, IN 46581-0137, (574) 267-8101, (800) 622-3737.

IMPORTANT: THIS WARRANTY SHALL NOT BE VALID AND DA-LITE SHALL NOT BE BOUND BY THIS WARRANTY IF THE PRODUCT IS NOT OPERATED IN ACCORDANCE WITH DA-LITE'S WRITTEN INSTRUCTIONS.

Keep your sales receipt to prove the date of purchase and your original ownership.